










February, 2009

PARENT INVOLVEMENT FAMILY FUN CALENDAR

Have Fun With Your Family and Support Learning!



Sunday	Monday	Tuesday	Wednesday	Thursday	Friday	Saturday
<p>1</p> <p>February is Black History Month – visit the library and ask the librarian for stories about famous African Americans.</p>	<p>2</p>  <p>Can you see your shadow?</p>	<p>3</p> <p>Ask your child to draw a picture of your family – label each person with their name.</p>	<p>4</p> <p>Wacky Wednesday – think of boys' names that start with W.</p> <p>W</p>	<p>5</p> <p>Look at the colors of the fruits in the produce section at the grocery store. Which color do you see most?</p>	<p>6</p> <p>Friday Fun Day! Let your child choose a fun activity – you could play a board game, or dance to lively music.</p> 	<p>7</p> <p>What shall I wear today? Talk about colors as your child gets dressed.</p> 
<p>8</p> <p>February is also Dental Health Month. Make a list of all the reasons we brush our teeth.</p>	<p>9</p> <p>Marvelous Monday – think of girls' names that start with M.</p> <p>M</p>	<p>10</p> <p>Read, read, read! Ask your child to choose his favorite book. Read it together.</p>	<p>11</p> <p>Draw a picture about the book you read together yesterday. Talk about the pictures.</p>	<p>12</p> <p>Sit down together and eat dinner. Turn off the TV and ask your child what she or he would like to talk about.</p>	<p>13</p> <p>Oh-oh! It's Friday, the 13th. Make this a <u>lucky</u> day with lots of extra hugs and kisses!</p> 	<p>14 </p> <p>Valentine's Day Help your child to make a heart by folding paper in half and cutting it out.</p>
<p>15</p> <p>Is it spring yet? Look for signs of the season while you go for a walk.</p>	<p>16</p> <p>Eat breakfast with your child at school.</p> 	<p>17</p> <p>Make "ants on a log." Spread cream cheese on celery "logs" and put raisins on top. Enjoy!</p>	<p>18</p> <p>Choose <u>your</u> favorite children's book and read together.</p> 	<p>19</p> <p>Make a grocery list together. Check the fridge to see what you need.</p> <p></p>	<p>20</p> <p>Friday Fun Day! This time Mom or Dad get to choose the fun activity.</p>	<p>21</p> <p>Ask your child to help with the laundry – he can sort clothes, fold, and put away.</p>
<p>22</p> <p>Sunday is a great day to exercise – go for a run together, or work out indoors to music.</p>	<p>23</p> <p>Monday Math-day. Use this calendar to count how many days are in a week, and how many weeks in this month.</p>	<p>24</p> <p>There is a full moon tonight. Go outside in the dark and look for it. What shape and color is it?</p>	<p>25</p> <p>Play "How many do I have?" ...eyes? nose? ears? fingers? toes?</p> 	<p>26</p> <p>Sing <i>Itsy-bitsy Spider</i>. Change the words to make it silly – try <i>Itsy-bitsy Elephant</i>, or <i>Itsy-bitsy Mosquito</i>.</p>	<p>27</p> <p>Fabulous Friday – think of boys' and girls' names that start with F.</p> <p>F</p>	<p>28</p> <p>Make Saturday breakfast together – let your child prepare fruit to have with cereal, pancakes, or waffles.</p>

Family Fun Facts



Did you know?

- ❖ **Children who eat dinner around the table with their families do better in school.**
- ❖ **Children who take family trips do better in school. Simple, free trips to the park or library are as good as expensive trips away from home.**
- ❖ **Children who are read to frequently read earlier and better.**
- ❖ **Children who see their parents read regularly are likely to read more themselves.**
- ❖ **Spending 30 minutes a day with your child can help them to achieve better grades in school.**
- ❖ **Children love to spend time with their parents!**

(Facts from Harvard Family Research Project, www.hfrp.org)

Websites for parents and educators:

Florida Parental Information & Resource Centers (PIRCs):

Florida PIRC at USF: www.floridapirc.usf.edu

Florida PIRC of FND: www.floridapirc.org

Project Appleseed: www.projectappleseed.org

Be There Campaign: www.bethere.org